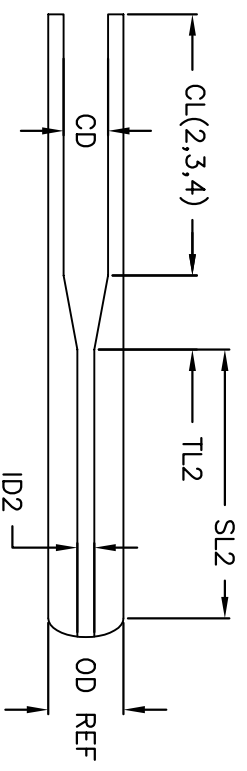
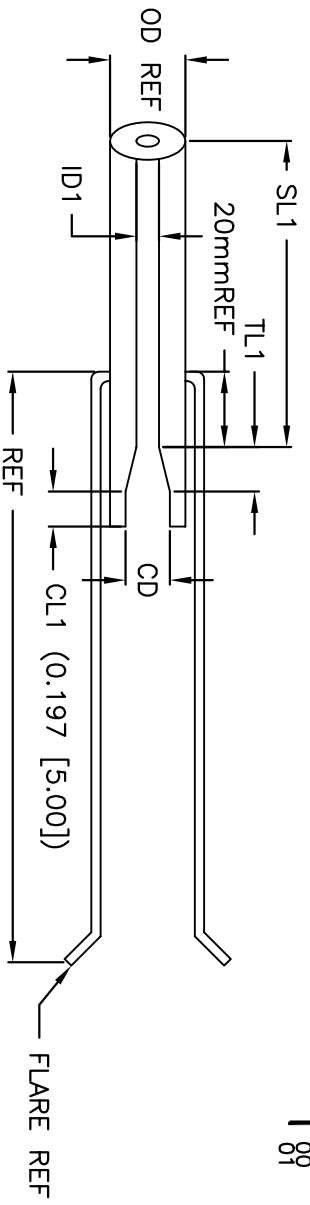


REVISIONS				
NO	REV	DESCRIPTION	DATE	APPROVED
00	A1	INTCHG WRK LEN SPLIT MOLD REF OD, FLARE PRXL and DSTL	1-17-06	EH



DIMENSIONS AND TOLERANCES

CD	±0.0005"	SL2	±0.100"
TL1	±0.010"	ID1	±0.0005"
TL2	±0.010"	ID2	±0.0127mm
SL1	±0.100"	OD	REFERENCE
CL2	±0.010"	FLARE PROXIMAL Y N	REFERENCE
CL3	±0.010"	FLARE DISTAL Y N	
CL4	±0.010"	LABEL AS:	

NOTES, UNLESS OTHERWISE SPECIFIED:
 1. BREAK AND DEBUR ALL SHARP EDGES
 2. MATERIAL: BOROSILICATE

CONFIDENTIAL

THIS DOCUMENT SHALL NOT BE DUPLICATED, USED FOR ANY PURPOSE OTHER THAN FOR WHICH PROVIDED OR DISCLOSED, IN WHOLE OR IN PART, WITHOUT THE PRIOR WRITTEN CONSENT OF FARLOW'S SCIENTIFIC GLASSBLOWING, INC.

UNLESS OTHERWISE SPECIFIED DIMENSIONS ARE IN INCHES

TOLERANCES	
DECIMAL	ANGULAR
.XX ± .020	± 0°-2'
.XXX ± .010	
INTERPRET DIM AND TOL PER ASME Y14.5M	- 1982

DRAWN BY: ERIC HASSUR 1-17-06
 CHECKED BY:

FSG #:

PO #:

Date:

FARLOW'S SCIENTIFIC 200 LITTON DR. Ste 234
 GLASSBLOWING, INC. GRASS VALLEY, CA 95945
 OFFICE(530)477-5513

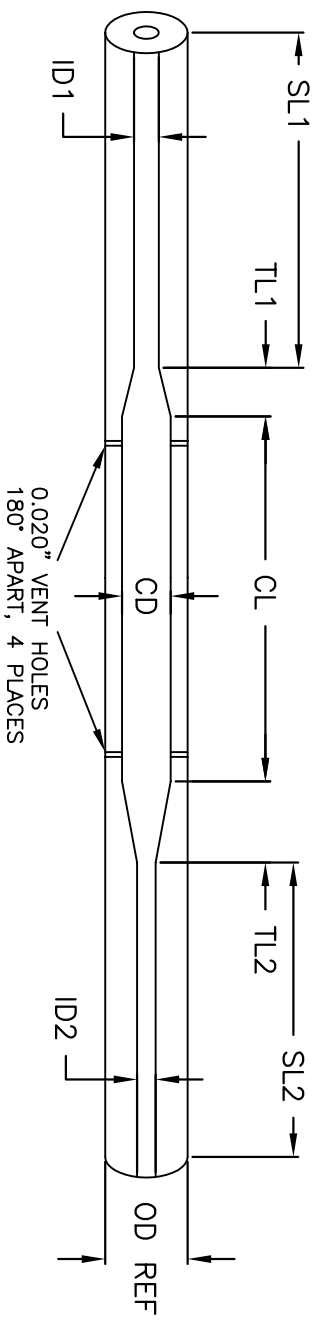


TITLE FSG MOLDS INTERCHANGEABLE WORKING LENGTH SPLIT MOLD

NO.	PART NAME	REQD MATERIAL

SIZE	FSCM NO.	DWG. NO.	REV.
A		CAT P51-0005-01 INTCHG WRK	A1
SCALE	1:1	WEIGHT	SHEET

REVISIONS				
NO	REV	DESCRIPTION	DATE	APPROVED
00		STANDARD MOLD BLOWN MOLD	1-11-06	EH
01	A1	STANDARD FREE OD, FLR PRXL and DSTL	1-19-06	EH
02	A2	REF OD, FLR PRXL and DSTL	1-23-06	EH



DIMENSIONS AND TOLERANCES

CD	±0.0005"	SL2	±2.54mm
CL	±0.010"	ID1	±0.0127mm
TL1	±0.010"	ID2	±0.0127mm
TL2	±0.010"	REFERENCE	±0.0127mm
SL1	±0.100"	VENT HOLES Y N	
FLARE PROXIMAL Y N		FLARE DISTAL Y N	LABEL AS: _____

NOTES, UNLESS OTHERWISE SPECIFIED:
 1. BREAK AND DEBUR ALL SHARP EDGES
 2. MATERIAL: BOROSILICATE

CONFIDENTIAL

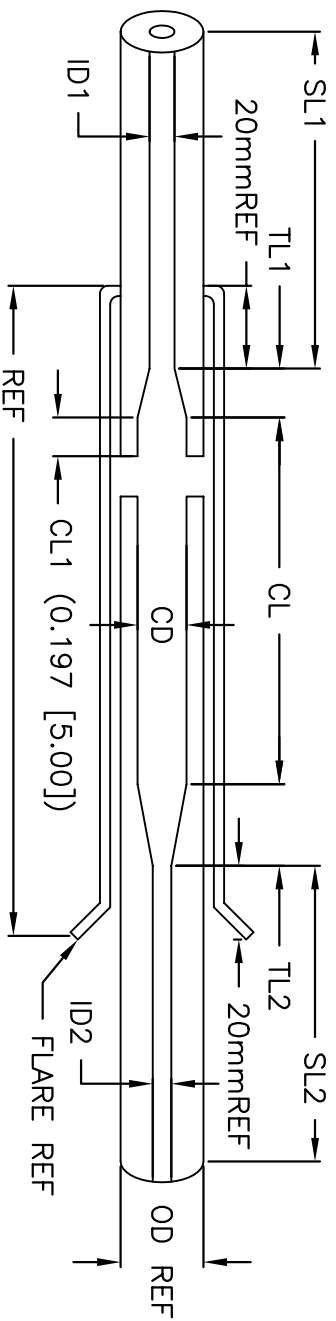
THIS DOCUMENT SHALL NOT BE DUPLICATED, USED FOR ANY PURPOSE OTHER THAN FOR WHICH PROVIDED OR DISCLOSED, IN WHOLE OR IN PART, WITHOUT THE PRIOR WRITTEN CONSENT OF FARLOW'S SCIENTIFIC GLASSBLOWING, INC.

UNLESS OTHERWISE SPECIFIED DIMENSIONS ARE IN INCHES
 TOLERANCES
 DECIMAL ± 0.020 ± 0"-2"
 ANGULAR .xxx ± 0.10
 INTERPRET DIM AND TOL PER ASME Y14.5M - 1982

DRAWN BY: ERIC HASSUR 1-13-06
CHECKED BY:
FSG #:
PO #:
Date:

NO.	PART NAME	REQD MATERIAL
	FARLOW'S SCIENTIFIC GLASSBLOWING, INC.	200 LITTON DR, Ste 234 GRASS VALLEY, CA 95945 OFFICE(530)477-5513
TITLE FSG MOLDS		
STANDARD FREE BLOWN MOLD		
SIZE FSCM NO.	DWG. NO.	REV
A	CAT P51-0001-01 STD	A2
SCALE 1:1	WEIGHT	SHEET

REVISIONS				
NO	REV	DESCRIPTION	DATE	APPROVED
00		END SPLIT MOLD	1-11-06	EH
01	A1	ADDED EPS EXPORT LAYER	1-16-06	EH
02	A2	REF FLR ADDED CL1 TO PROXYL	1-19-06	EH
03	A3	REF OD, FLR ADDED PROXL and DISTL	1-23-06	EH



DIMENSIONS AND TOLERANCES

CD	±0.0005"	SL2	±0.100"	
CL	±0.010"	ID1	±0.0005"	
TL1	±0.010"	ID2	±0.0005"	
TL2	±0.010"	REFERENCE	REFERENCE	
SL1	±0.100"	FLARE DISTAL Y N		
		FLARE PROXIMAL Y N		

NOTES, UNLESS OTHERWISE SPECIFIED:
 1. BREAK AND DEBUR ALL SHARP EDGES
 2. MATERIAL: BOROSILICATE

CONFIDENTIAL

THIS DOCUMENT SHALL NOT BE DUPLICATED, USED FOR ANY PURPOSE OTHER THAN FOR WHICH PROVIDED OR DISCLOSED, IN WHOLE OR IN PART, WITHOUT THE PRIOR WRITTEN CONSENT OF FARLOW'S SCIENTIFIC GLASSBLOWING, INC.

UNLESS OTHERWISE SPECIFIED DIMENSIONS ARE IN INCHES
 TOLERANCES

DECIMAL .XX ± .020 ± 0-2" ANGULAR .XXX ± .010 INTERPRET DIM AND TOL PER ASME Y14.5M - 1982

DRAWN BY: ERIC HASSUR 1-11-06
 CHECKED BY:

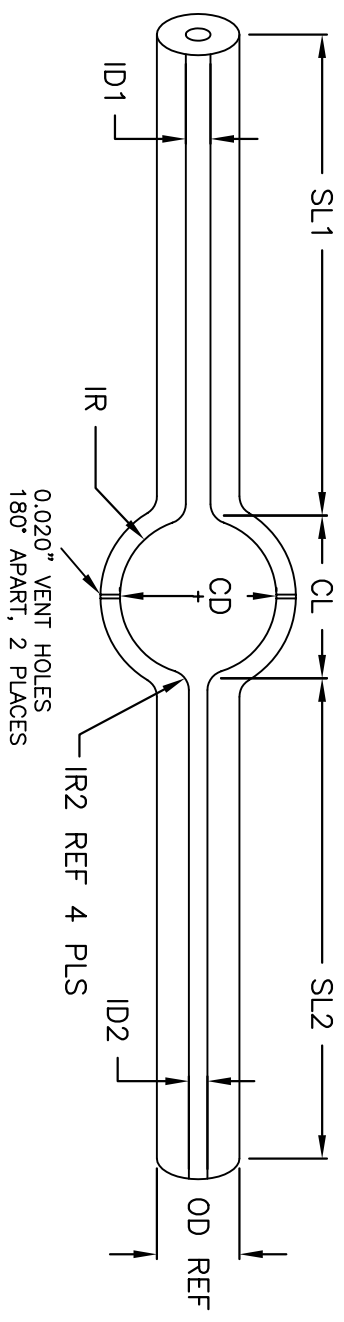
FARLOW'S SCIENTIFIC 200 LITTON DR, Ste 234
 GLASSBLOWING, INC. GRASS VALLEY, CA 95945
 OFFICE(530)477-5513

FSG #:
 PO #:
 Date:

TITLE FSG MOLDS
 SINGLE END-SPLIT MOLD

SIZE FSCM NO. DWG. NO. CAT P51-0002-01 END SPLIT
 SCALE 1:1 WEIGHT SHEET REV A3

REVISIONS				
NO	REV	DESCRIPTION	DATE	APPROVED
00	A1	ROUND MOLD REF 4 PLS	1-13-08	EH
01	A2	ADDED IR2 REF 4 PLS	1-23-08	EH
02	A2	REF OD, FLARE PRXL and DSTL	1-23-08	EH



DIMENSIONS AND TOLERANCES			
CD	±0.001"	SL2	±0.100"
CL	±0.010"	ID1	±0.0127mm
IR	±0.001"	ID2	±0.0127mm
SL1	±0.100"	OD	REFERENCE
FLARE PROXIMAL Y N		FLARE DISTAL Y N	
VENT HOLES Y-N		LABEL AS: _____	

NOTES, UNLESS OTHERWISE SPECIFIED:
 1. BREAK AND DEBUR ALL SHARP EDGES
 2. MATERIAL: BOROSILICATE

CONFIDENTIAL

THIS DOCUMENT SHALL NOT BE DUPLICATED, USED FOR ANY PURPOSE OTHER THAN FOR WHICH PROVIDED OR DISCLOSED, IN WHOLE OR IN PART, WITHOUT THE PRIOR WRITTEN CONSENT OF FARLOW'S SCIENTIFIC GLASSBLOWING, INC.

UNLESS OTHERWISE SPECIFIED DIMENSIONS ARE IN INCHES
 TOLERANCES
 DECIMAL ± 0.020 ± 0'-2"
 ANGULAR .xxx ± 0.10
 INTERPRET DIM AND TOL PER ASME Y14.5M - 1982

DRAWN BY: ERIC HASSUR 1-13-06
 CHECKED BY:

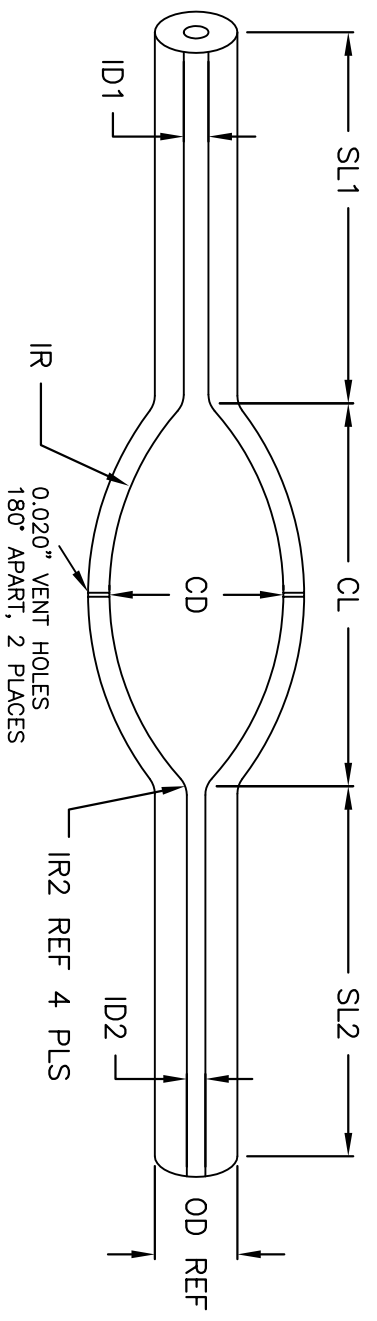
FARLOW'S SCIENTIFIC 200 LITTON DR. Ste 234
 GLASSBLOWING, INC. GRASS VALLEY, CA 95945
 OFFICE(530)477-5513

FSG #:
 PO #:
 Date:

TITLE FSG MOLDS
 ROUND MOLD

SIZE FSCM NO. DWG. NO. CAT P51-0003-01 ROUND
 SCALE 1:1 WEIGHT SHEET REV. A2

REVISIONS				
NO	REV	DESCRIPTION	DATE	APPROVED
00	A1	ELLIPTICAL MOLD	1-13-06	EH
01	A2	ADDED IR2 REF 4 PLS	1-17-06	EH
02	A2	REF OD, FLARE PRXL and DISTL	1-23-06	EH



DIMENSIONS AND TOLERANCES

CD	±0.001"	SL2	±0.100"		±2.54mm
CL	±0.010"	ID1	±0.0005"		±0.0127mm
IR	±0.001"	ID2	±0.0005"		±0.0127mm
SL1	±0.100"	OD	REFERENCE		REFERENCE
FLARE PROXIMAL Y N		FLARE DISTAL Y N			
VENT HOLES Y-N		LABEL AS: _____			

NOTES, UNLESS OTHERWISE SPECIFIED:
 1. BREAK AND DEBUR ALL SHARP EDGES
 2. MATERIAL: BOROSILICATE

CONFIDENTIAL

THIS DOCUMENT SHALL NOT BE DUPLICATED, USED FOR ANY PURPOSE OTHER THAN FOR WHICH PROVIDED OR DISCLOSED, IN WHOLE OR IN PART, WITHOUT THE PRIOR WRITTEN CONSENT OF FARLOW'S SCIENTIFIC GLASSBLD'WG, INC.

UNLESS OTHERWISE SPECIFIED DIMENSIONS ARE IN INCHES
 TOLERANCES
 DECIMAL ± 0.020 ± 0-2"
 ANGULAR .xxx ± 0.10
 INTERPRET DIM AND TOL PER ASME Y14.5M - 1982

DRAWN BY: ERIC HASSUR 1-13-06
 CHECKED BY:

FARLOW'S SCIENTIFIC 200 LITTON DR, Ste 234
 GLASSBLD'WG, INC. GRASS VALLEY, CA 95945
 OFFICE(530)477-5513

FSG #:
 PO #:
 Date:

TITLE FSG MOLDS
 ELLIPTICAL MOLD

SIZE FSCM NO. DWG. NO. CAT P51-0004-01 ELLIP
 SCALE 1:1 WEIGHT SHEET REV. A2